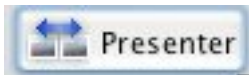


Pechman "ProPreferred"™ - Presenter

The Presenter allows photographers to show their images to their customers as thumbnails, in a comparison mode for two to four images, and as a slide show with music. Images can be rearranged and these arrangements saved for later use, e.g. if the photographer wishes to arrange a sequence of images before their customers arrive at their studio.



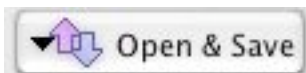
The Presenter is shown by clicking the "Presenter" button to the left of the thumbnail area's "Zoom" button.



Thumbnail Area

The thumbnail area is identical to the one in the main application window, but has additional features. The Thumbnail area can be expanded by dragging the horizontal divider at the top of the Thumbnail area. There are several controls available for this thumbnail area, which are shown below the thumbnails.

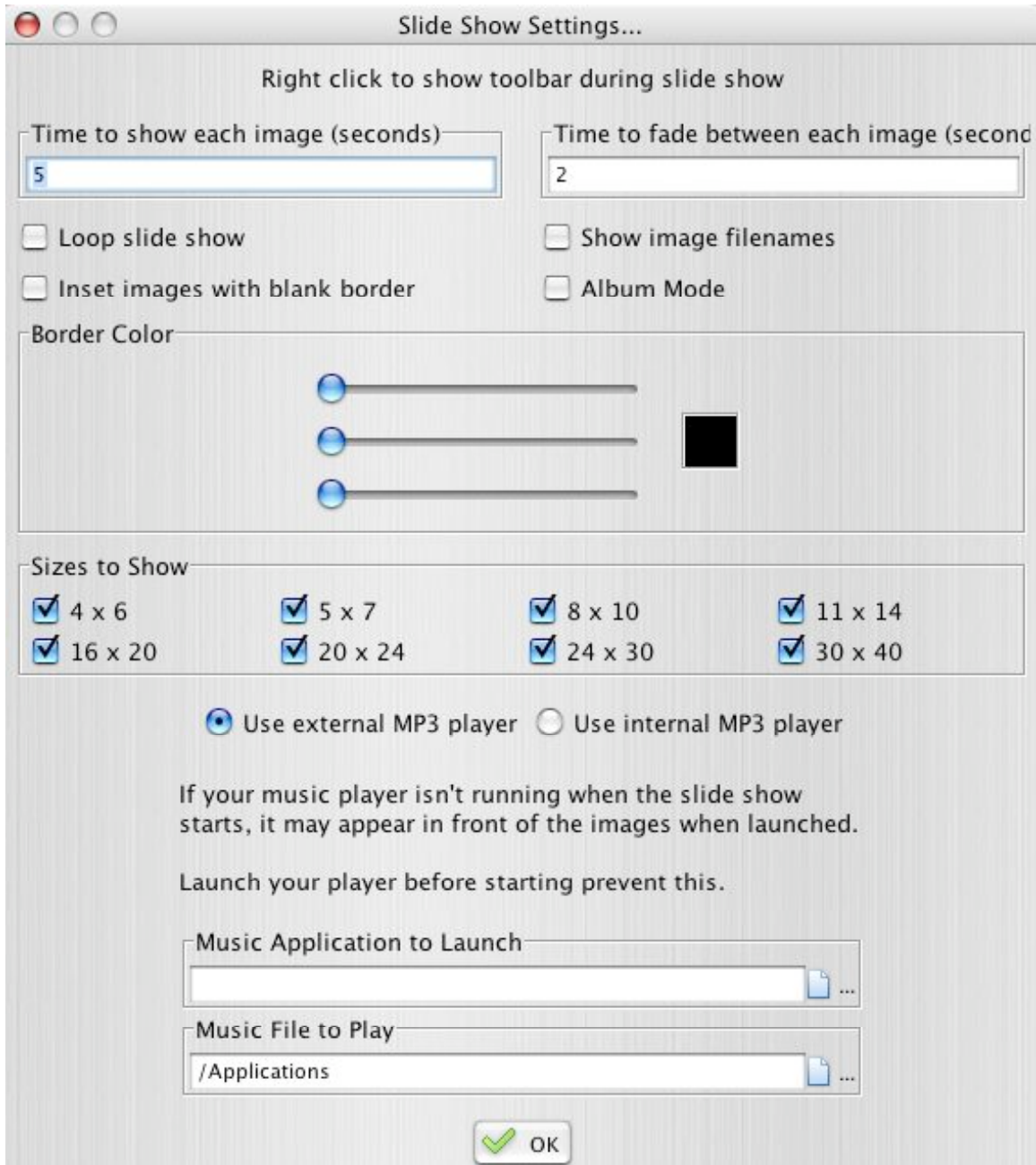
The "Zoom" and "Folder..." controls are identical to the main thumbnail area's. The other controls have the following functions:



allows an arrangement of image thumbnails, with their rotations, to be stored to disk for use later. Opening and saving arrangements use a standard file dialog for browsing your computer file system.



displays a dialog of settings for the slide show.



Music can be played during the slide show by entering the path to a music application and a music file. Mac OS X Java 1.4.1 and 1.4.2 has some issue opening an application path from Java that contains a space. To avoid this, use a path that doesn't contain spaces.



starts a slide show of images with the settings specified.



closes the Presenter.

Comparison Area

The comparison area consists of two identical panes in which images can be shown side by side. To show an image in the comparison area, just drag it from the thumbnail area. Several controls are offered for each pane area:



shows the image in the thumbnail area before the one shown in this pane.



shows the image in the thumbnail area after the one shown in this pane.



removes the image in the pane from the thumbnail area, and displays the next image. The image is not deleted from disk, it simply isn't shown in the thumbnail area.



scales the image much like the layout area zoom control.



rotates the image shown in the pane and its thumbnail by 90o clockwise.



rotates the image shown in the pane and its thumbnail by 90o counterclockwise.

Due to differences in music players and the limited standard abilities to communicate from one application to another, the music player will continue playing after the slide show is done, but it can be safely stopped by using the controls in the music player at any time.